





















K L UNIVERSITY
DEPARTMENT OF MECHANICAL ENGINEERING
PLACEMENTS - ACADEMIC Year 2014 - 2015

S No	Name of Company			Total	Salary per Annum in Rupees
		ME	Mech		
1	FMC TECHNOLOGIES 	4		4	512000
2	WIPRO TECHNOLOGIES 	8		8	325000
3	INFOSYS 	29		29	315000
4	CTS - 	13		13	305000
5	AMARA RAJA GROUP 	4		4	250000
6	SATVEN 	4		4	240000
7	KEELINE 	2		2	180000
8	TECH MAHINDRA 	1		1	305000
9	PETROFAC 	1		1	395000
10	COCA COLA 	1		1	425000
11	CYIENT 	6		6	275000

12	KNOHA SOLUTIONS		4	4	180000
13	PHOENIX SEA		27	27	240000
14	CPF INDIA		8	8	200000
15	WEST LINE SEA		27	27	240000
16	INFOR		1	1	240000
17	ALLSEC		10	10	150000
18	KEELINE		5	5	200000
19	SUTHERLAND GLOBAL		3	3	180000
20	KOCHAR INFOTECH		12	12	144000
21	EVEREST		4	4	300000
22	Hyundai Motors		1	1	250000
TOTAL			175	0	175