



















**K L UNIVERSITY**  
**MECHANICAL ENGINEERING DEPARTMENT**

Enriching Lives TECH CAMPUS PLACEMENTS - ACADEMIC Year 2011 - 2012

S No	Name of Company	No.of students selected	Salary per
1	M/s. TCS Ltd. - On Campus 	23	316387
2	M/s Cummins India Ltd , Off campus 	2	415000
3	M/s Infotech Enterprises , On Campus 	4	275000
4	M/s Geometric, On Campus 	10	275000
5	M/s MEIL, On Campus 	16	180000
6	M/s Satyam Venture Services Pvt Ltd On campus 	3	210000
7	M/s iGate Patni` - On Campus 	8	310000
8	M/s L & T (ECC) Pool Campus 	3	277200
9	M/s Hindustan coca cola beverages pvt 	1	250000
10	M/s. Kirloskar Group - On Campus 	3	240000
11	M/s. Amara Raja Group - On Campus 	2	240000
12	M/s HCL BPO - On Campus 	1	170000
13	M/s Allsec Technologies - On Campus 	12	154000

14	M/s Knoah Solutions - Pool Campus		2	150000
15	M/s Hyundai On campus		3	320000
16	M/s Predict Technologies Off Campus		1	144000
<b>TOTAL</b>			<b>94</b>	